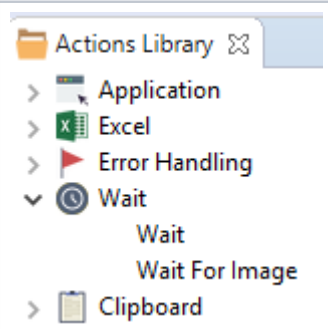


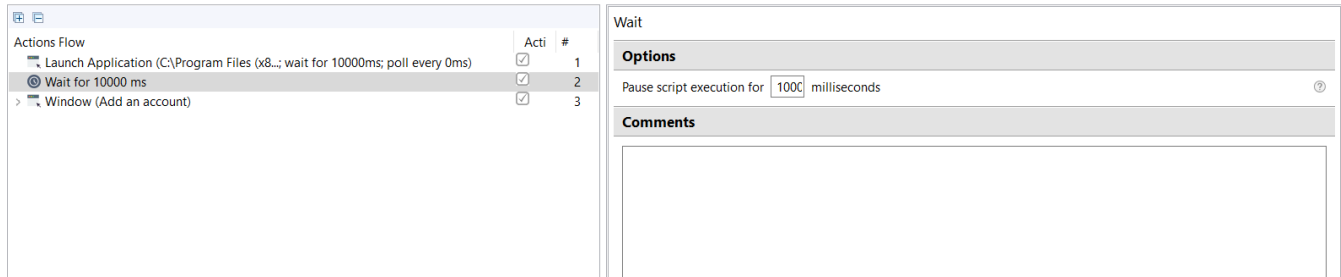
# Wait

Wait actions are intended for pausing bot execution for a defined period of time and for searching images on user screen. These actions are not recorded automatically. You need to drag them from Actions Library to Actions Flow while editing a recording.

Actions Library	Action Description
	<ul style="list-style-type: none"><li>• Wait</li><li>• Wait for Image</li></ul>

## Wait

The action pauses the bot execution for a specified amount of time, then automatically resumes.



## Wait for Image

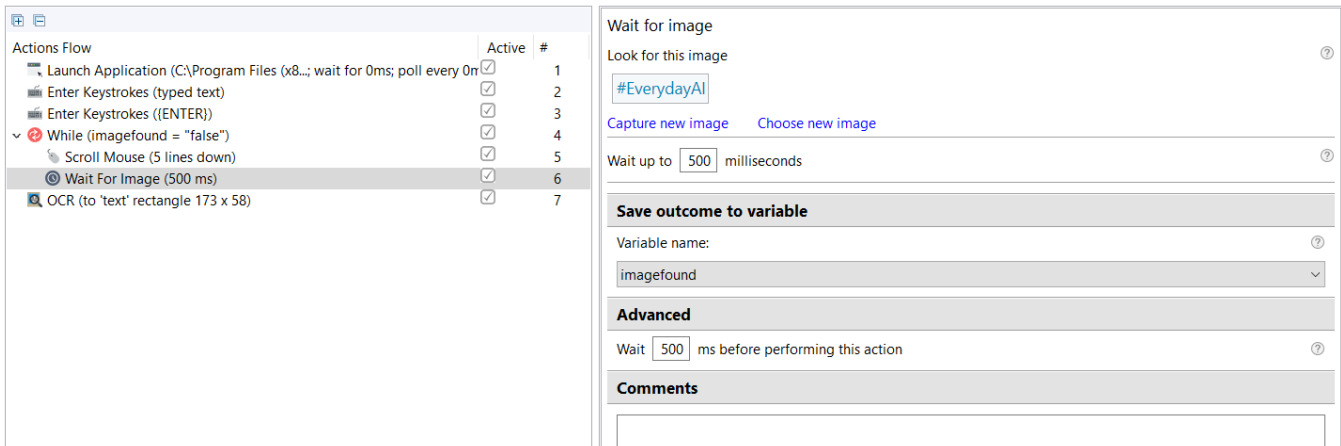
The action performs a search for a defined image on the current screen and puts the search result into a boolean variable. The values are as follows.

- `true` – if the image was found on the current screen
- `false` – if the image was NOT found on the current screen



### Use case

While automating a web application, use the **Wait for Image** action to wait for an element to appear (button, link, image) before interacting with it.



## Properties

- **Image to find** – specifies the image to look for.
- **Wait up to** – defines the period to wait for the image to appear.
- **Save outcome to variable** – the value is `true` if the image was found, and `false` if not.